























| LOCATION | DETAILS | SOUND LEVEL | TOUCH | ACCESSIBILITY | RESTROOMS |
|--|---|--|---|---|---|
| ADMISSIONS TUNNEL, MEETING CENTER, & FLINT HILL STORE | Ticket purchases, maps / daily schedules, gift shop |  Can be noisy / busy |  |  |  |
| DEPOT RESTAURANT & FREIGHT HOUSE PUB | Food and drink available for purchase, tables / seating, outdoor deck, Great Meadow view |  Can be noisy / busy |  |  |  |
| JOHN L. WEHLE GALLERY | Historical artifacts on display, exhibits, artwork, talks & programs <i>(air conditioned)</i> |  Quiet |  |  |  |
| HISTORIC VILLAGE | Historic buildings, costumed interpreters, demonstrations, farm animals, gardens |  Trades can be loud |  Many tactile experiences, some artifacts should not be touched |  |  |
| NATURE CENTER & TRAILS | Nature exhibits, animals, naturalist- led programming, 5 miles of nature trails |  Relatively quiet |  |  |  |